


Lion



Grid size: 60 x 80 (15 x 20 cm)

This pattern is for personal use only and may not be resold or further commercially distributed in any way.

Visit <https://diamondpaintingpatterns.net> for more free diamond painting patterns.

How to use this diamond painting pattern?




You will need a blank canvas for diamond painting and diamond drills (beads). Make sure the dimensions of the canvas you are buying are the right size for the requested pattern. The size of the canvas is usually 5 cm (2 in) higher and wider than the size of the grid (if the grid size is 15x20 cm, you need to buy 20x25 cm canvas).

Once you have your blank canvas, pattern and the required diamonds, you can print the pattern or open it on an electronic device.

Use the pattern as reference for where the appropriate diamonds will need to be placed, and place them in the corresponding areas of the blank canvas.

Please note that color variations may occur due to printer and monitor differences.

Diamond Painting Patterns

#	Symbol	DMC	Color	Name	Count
1	✕	304		Red Medium	351
2	▣	310		Black	199
3	▲	317		Pewter Gray	189
4	••	334		Baby Blue Medium	190
5	➤	349		Coral Dark	254
6	3	437		Tan Light	236
7	∩	543		Beige Brown Ult Vy Lt	267
8	*	742		Tangerine Light	218
9	▲	803		Baby Blue Ult Vy Dk	185
10	▲	820		Royal Blue Very Dark	237
11	◀	838		Beige Brown Vy Dk	184
12	@	902		Garnet Very Dark	363
13	N	922		Copper Light	394
14	△	927		Gray Green Light	78
15	◆	938		Coffee Brown Ult Dk	352
16	☞	3731		Dusty Rose Very Dark	154
17	○	3760		Wedgewood Med	148
18	†	3853		Autumn Gold Dk	317
19	◆	3858		Rosewood Med	264
20	≡	3863		Mocha Beige Med	220

Diamond Painting Patterns

