


Owl

**DIAMOND**  
PAINTING PATTERNS

---



Grid size: 60 x 80 (15 x 20 cm)

This pattern is for personal use only and may not be resold or further commercially distributed in any way.

Visit <https://diamondpaintingpatterns.net> for more free diamond painting patterns.

How to use this diamond painting pattern?







You will need a blank canvas for diamond painting and diamond drills (beads). Make sure the dimensions of the canvas you are buying are the right size for the requested pattern. The size of the canvas is usually 5 cm (2 in) higher and wider than the size of the grid (if the grid size is 15x20 cm, you need to buy 20x25 cm canvas).

Once you have your blank canvas, pattern and the required diamonds, you can print the pattern or open it on an electronic device.

Use the pattern as reference for where the appropriate diamonds will need to be placed, and place them in the corresponding areas of the blank canvas.

Please note that color variations may occur due to printer and monitor differences.

## Diamond Painting Patterns

#	Symbol	DMC	Color	Name	Count
1	◼	310		Black	700
2	≡	349		Coral Dark	114
3	◊	355		Terra Cotta Dark	172
4	▲	434		Brown Light	175
5	△	437		Tan Light	199
6	••	597		Turquoise	105
7	@	801		Coffee Brown Dk	220
8	✂	803		Baby Blue Ult Vy Dk	214
9	◀	820		Royal Blue Very Dark	290
10	∩	822		Beige Gray Light	190
11	3	926		Gray Green Med	150
12	↑	938		Coffee Brown Ult Dk	280
13	*	977		Golden Brown Light	248
14	◆	3371		Black Brown	479
15	○	3740		Antique Violet Dark	183
16	▶	3765		Peacock Blue Vy Dk	146
17	N	3768		Gray Green Dark	178
18	↻	3776		Mahogany Light	279
19	▲	3799		Pewter Gray Vy Dk	278
20	†	3861		Cocoa Light	200

# Diamond Painting Patterns

